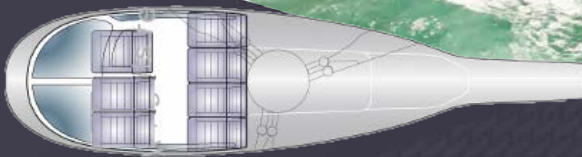


# INFLITE


REDEFINING THE WAY WE DISCOVER




## AS350 SQUIRREL BA/B2/SD2



Passengers:





or +




---

Take all of this:



---

Plus these:



- Passengers** - 8
- Pilots** - 1 or 2
- Baggage** - 1.13 cum
- Cruise Speed** - 270kts
- Range** - 800km
- Altitude** - 25,000ft
- Cabin Length** - 5.16m
- Cabin Height** - 1.47m
- Cabin Width** - 1.53m

### THE WORKHORSE OF THE FLEET

The workhorse of the fleet is our AS350 Squirrel. It is the perfect machine for carrying larger amounts of luggage for the discerning traveler whilst also having great lifting performance for many commercial operations. All our Squirrels offer a modern, roomy cabin with comfortable leather seats and great viewing capacity for all passengers.

